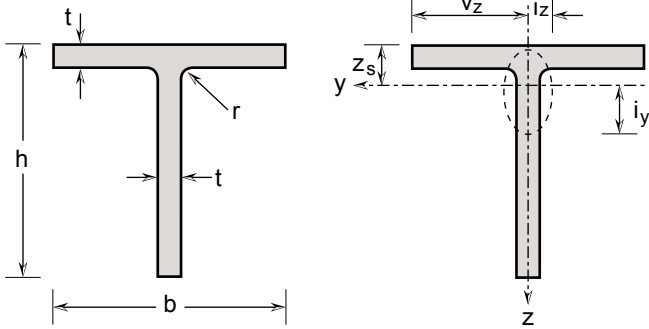


# T



## Equal flange tees Stainless steel

Dimensions and tolerance: in accordance with EN 10055  
Grade according to EN 10088-3: 1D  
Surface condition: blasted and pickled

## Gleichschenklige T-Profile Edelstahl Rostfrei

Abmessungen und Toleranzen: gemäß EN 10055  
Güte nach EN 10088-3: 1D  
Oberflächenbeschaffenheit: gestrahlt und gebeizt

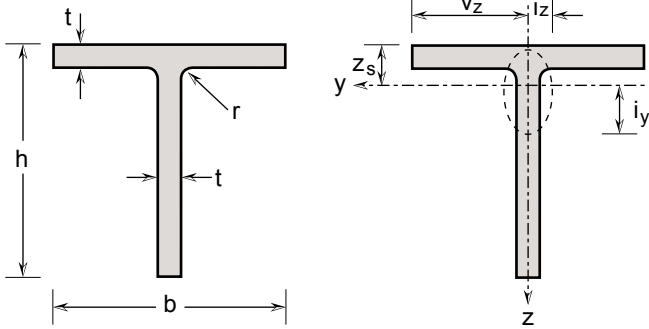
## Fers T à ailes égales Acier inoxydable

Dimensions et tolérances: conformes à la norme EN 10055  
Nuance selon EN 10088-3: 1D  
Etat de surface: sablé et décapé

Designation Bezeichnung Désignation		Dimensions Abmessungen Dimensions				Structural properties / Statische Kennwerte / Valeurs statiques						
		G kg/m	h = b mm	t mm	r* mm	A mm <sup>2</sup> x10 <sup>2</sup>	Position of axes y-y Lage der Achsen y-y Position des axes y-y	Axis y-y Achse y-y Axe y-y			Axis z-z Achse z-z Axe z-z	
						Z <sub>s</sub> mm	I <sub>y</sub> mm <sup>4</sup> x10 <sup>4</sup>	W <sub>el,y</sub> mm <sup>3</sup> x10 <sup>3</sup>	i <sub>y</sub> mm x10	I <sub>z</sub> mm <sup>4</sup> x10 <sup>4</sup>	W <sub>el,z</sub> mm <sup>3</sup> x10 <sup>3</sup>	i <sub>z</sub> mm x10
T 20 x 20 x 3	0.90	20	3	2	1.13	6.05	0.40	0.29	0.60	0.20	0.20	0.43
T 20 x 20 x 4	1.17	20	4	2	1.46	6.42	0.50	0.37	0.59	0.28	0.28	0.43
T 25 x 25 x 3	1.14	25	3	2	1.43	7.30	0.82	0.47	0.76	0.40	0.32	0.53
T 25 x 25 x 3.5	1.32	25	3.5	2	1.64	7.49	0.93	0.53	0.75	0.46	0.37	0.53
T 25 x 25 x 4	1.49	25	4	2	1.86	7.68	1.04	0.60	0.75	0.53	0.43	0.54
T 30 x 30 x 3	1.38	30	3	2	1.73	8.55	1.46	0.68	0.92	0.68	0.45	0.63
T 30 x 30 x 4	1.81	30	4	2	2.26	8.93	1.86	0.88	0.91	0.91	0.61	0.64
T 30 x 30 x 5	2.21	30	5	2	2.77	9.29	2.22	1.07	0.90	1.15	0.77	0.65
T 35 x 35 x 3	1.62	35	3	2	2.03	9.80	2.37	0.94	1.08	1.08	0.62	0.73
T 35 x 35 x 4	2.13	35	4	2	2.66	10.18	3.03	1.22	1.07	1.45	0.83	0.74
T 35 x 35 x 5	2.61	35	5	2	3.27	10.55	3.64	1.49	1.06	1.82	1.04	0.75
T 40 x 40 x 3	1.86	40	3	2	2.33	11.05	3.59	1.24	1.24	1.61	0.80	0.83
T 40 x 40 x 4	2.45	40	4	2	3.06	11.43	4.62	1.62	1.23	2.15	1.08	0.84
T 40 x 40 x 5	3.01	40	5	2	3.77	11.80	5.57	1.97	1.22	2.70	1.35	0.85
T 40 x 40 x 6	3.57	40	6	2	4.46	12.17	6.45	2.32	1.20	3.26	1.63	0.86
T 45 x 45 x 3	2.10	45	3	2	2.63	12.30	5.18	1.58	1.40	2.29	1.02	0.93
T 45 x 45 x 4	2.77	45	4	2	3.46	12.69	6.68	2.07	1.39	3.06	1.36	0.94
T 45 x 45 x 5	3.41	45	5	2	4.27	13.06	8.08	2.53	1.38	3.84	1.71	0.95
T 45 x 45 x 6	4.05	45	6	2	5.06	13.42	9.40	2.98	1.36	4.63	2.06	0.96
T 50 x 50 x 3	2.34	50	3	2	2.93	13.55	7.17	1.97	1.56	3.14	1.25	1.04
T 50 x 50 x 4	3.09	50	4	2	3.86	13.94	9.28	2.57	1.55	4.19	1.68	1.04
T 50 x 50 x 5	3.81	50	5	2	4.77	14.31	11.26	3.16	1.54	5.26	2.10	1.05
T 50 x 50 x 6	4.53	50	6	2	5.66	14.68	13.14	3.72	1.52	6.33	2.53	1.06
T 50 x 50 x 7	5.22	50	7	2	6.53	15.04	14.91	4.26	1.51	7.42	2.97	1.07

\* Profiles are laser fused with full penetration, equivalent to hot rolled (r = laser seam).  
\* Profile sind Laser geschweisst Vollarbeitung, gleichwertig zu warm gewalzt (r = Laser Naht).  
\* Profiles sont soudé laser avec pénétration complète, équivalent au laminé à chaud (r = cordon laser).

# T



## Equal flange tees Stainless steel

Dimensions and tolerance: in accordance with EN 10055  
Grade according to EN 10088-3: 1D  
Surface condition: blasted and pickled

## Gleichschenklige T-Profile Edelstahl Rostfrei

Abmessungen und Toleranzen: gemäß EN 10055  
Güte nach EN 10088-3: 1D  
Oberflächenbeschaffenheit: gestrahlt und gebeizt

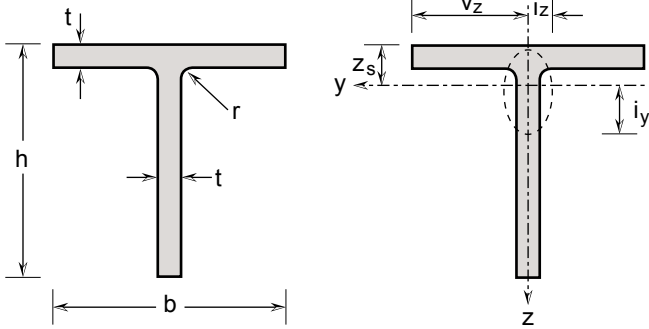
## Fers T à ailes égales Acier inoxydable

Dimensions et tolérances: conformes à la norme EN 10055  
Nuance selon EN 10088-3: 1D  
Etat de surface: sablé et décapé

Designation Bezeichnung Désignation		Dimensions Abmessungen Dimensions				Structural properties / Statische Kennwerte / Valeurs statiques											
		h = b mm	t mm	r* mm	A mm <sup>2</sup> x10 <sup>2</sup>	Position of axes y-y Lage der Achsen y-y Position des axes y-y	Axis y-y Achse y-y Axe y-y			Axis z-z Achse z-z Axe z-z							
G kg/m	Z <sub>s</sub> mm	I <sub>y</sub> mm <sup>4</sup> x10 <sup>4</sup>	W <sub>el,y</sub> mm <sup>3</sup> x10 <sup>3</sup>	i <sub>y</sub> mm x10	I <sub>z</sub> mm <sup>4</sup> x10 <sup>4</sup>	W <sub>el,z</sub> mm <sup>3</sup> x10 <sup>3</sup>	i <sub>z</sub> mm x10										
T 50 x 50 x 8	5.90	50	8	2	7.38	15.40	16.57	4.79	1.50	8.51	3.41	1.07					
T 60 x 60 x 5	4.61	60	5	2	5.77	16.81	19.93	4.61	1.86	9.06	3.02	1.25					
T 60 x 60 x 6	5.49	60	6	2	6.86	17.18	23.35	5.45	1.85	10.90	3.63	1.26					
T 60 x 60 x 7	6.34	60	7	2	7.93	17.55	26.60	6.27	1.83	12.75	4.25	1.27					
T 60 x 60 x 8	7.18	60	8	2	8.98	17.91	29.70	7.06	1.82	14.62	4.87	1.28					
T 60 x 60 x 10	8.81	60	10	2	11.02	18.62	35.47	8.57	1.79	18.42	6.14	1.29					
T 65 x 65 x 5	5.01	65	5	2	6.27	18.07	25.57	5.45	2.02	11.51	3.54	1.35					
T 65 x 65 x 6	5.97	65	6	2	7.46	18.44	30.01	6.45	2.01	13.84	4.26	1.36					
T 65 x 65 x 7	6.90	65	7	2	8.63	18.80	34.25	7.41	1.99	16.19	4.98	1.37					
T 65 x 65 x 8	7.82	65	8	2	9.78	19.17	38.30	8.36	1.98	18.55	5.71	1.38					
T 65 x 65 x 9	8.73	65	9	2	10.91	19.53	42.18	9.28	1.97	20.94	6.44	1.39					
T 65 x 65 x 10	9.61	65	10	2	12.02	19.88	45.89	10.17	1.95	23.34	7.18	1.39					
T 70 x 70 x 5	5.41	70	5	2	6.77	19.32	32.19	6.35	2.18	14.36	4.10	1.46					
T 70 x 70 x 6	6.45	70	6	2	8.06	19.69	37.84	7.52	2.17	17.27	4.93	1.46					
T 70 x 70 x 7	7.46	70	7	2	9.33	20.06	43.25	8.66	2.15	20.19	5.77	1.47					
T 70 x 70 x 8	8.46	70	8	2	10.58	20.42	48.43	9.77	2.14	23.13	6.61	1.48					
T 70 x 70 x 9	9.45	70	9	2	11.81	20.78	53.41	10.85	2.13	26.10	7.46	1.49					
T 70 x 70 x 10	10.41	70	10	2	13.02	21.14	58.18	11.91	2.11	29.08	8.31	1.49					
T 75 x 75 x 5	5.81	75	5	2	7.27	20.57	39.87	7.32	2.34	17.65	4.71	1.56					
T 75 x 75 x 6	6.93	75	6	2	8.66	20.94	46.92	8.68	2.33	21.22	5.66	1.57					
T 75 x 75 x 7	8.02	75	7	2	10.03	21.31	53.70	10.00	2.31	24.80	6.61	1.57					
T 75 x 75 x 8	9.10	75	8	2	11.38	21.67	60.21	11.29	2.30	28.41	7.58	1.58					
T 75 x 75 x 9	10.17	75	9	2	12.71	22.04	66.48	12.55	2.29	32.04	8.54	1.59					
T 75 x 75 x 10	11.21	75	10	2	14.02	22.40	72.50	13.78	2.27	35.70	9.52	1.60					
T 80 x 80 x 5	6.21	80	5	2	7.77	21.82	48.68	8.37	2.50	21.41	5.35	1.66					
T 80 x 80 x 6	7.41	80	6	2	9.26	22.19	57.35	9.92	2.49	25.73	6.43	1.67					

\* Profiles are laser fused with full penetration, equivalent to hot rolled (r = laser seam).  
\* Profile sind Laser geschweisst Vollarbeitung, gleichwertig zu warm gewalzt (r = Laser Naht).  
\* Profiles sont soudé laser avec pénétration complète, équivalent au laminé à chaud (r = cordon laser).

# T



## Equal flange tees Stainless steel

Dimensions and tolerance: in accordance with EN 10055  
Grade according to EN 10088-3: 1D  
Surface condition: blasted and pickled

## Gleichschenklige T-Profile Edelstahl Rostfrei

Abmessungen und Toleranzen: gemäß EN 10055  
Güte nach EN 10088-3: 1D  
Oberflächenbeschaffenheit: gestrahlt und gebeizt

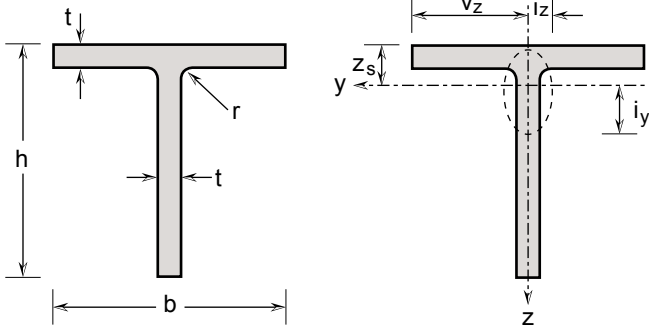
## Fers T à ailes égales Acier inoxydable

Dimensions et tolérances: conformes à la norme EN 10055  
Nuance selon EN 10088-3: 1D  
Etat de surface: sablé et décapé

Designation Bezeichnung Désignation		Dimensions Abmessungen Dimensions				Structural properties / Statische Kennwerte / Valeurs statiques											
		h = b mm	t mm	r* mm	A mm <sup>2</sup> x10 <sup>2</sup>	Position of axes y-y Lage der Achsen y-y Position des axes y-y	Axis y-y Achse y-y Axe y-y			Axis z-z Achse z-z Axe z-z							
G kg/m	Z <sub>s</sub> mm	I <sub>y</sub> mm <sup>4</sup> x10 <sup>4</sup>	W <sub>el,y</sub> mm <sup>3</sup> x10 <sup>3</sup>	i <sub>y</sub> mm x10	I <sub>z</sub> mm <sup>4</sup> x10 <sup>4</sup>	W <sub>el,z</sub> mm <sup>3</sup> x10 <sup>3</sup>	i <sub>z</sub> mm x10										
T 80 x 80 x 7	8.58	80	7	2	10.73	22.56	65.71	11.44	2.48	30.08	7.52	1.67					
T 80 x 80 x 8	9.74	80	8	2	12.18	22.93	73.77	12.92	2.46	34.44	8.61	1.68					
T 80 x 80 x 9	10.89	80	9	2	13.61	23.29	81.53	14.38	2.45	38.83	9.71	1.69					
T 80 x 80 x 10	12.01	80	10	2	15.02	23.65	89.01	15.80	2.43	43.25	10.81	1.70					
T 90 x 90 x 6	8.37	90	6	2	10.46	24.69	82.64	12.65	2.81	36.60	8.13	1.87					
T 90 x 90 x 7	9.70	90	7	2	12.13	25.06	94.87	14.61	2.80	42.76	9.50	1.88					
T 90 x 90 x 8	11.02	90	8	2	13.78	25.43	106.70	16.53	2.78	48.95	10.88	1.88					
T 90 x 90 x 9	12.33	90	9	2	15.41	25.80	118.15	18.40	2.77	55.17	12.26	1.89					
T 90 x 90 x 10	13.61	90	10	2	17.02	26.16	129.22	20.24	2.76	61.42	13.65	1.90					
T 100 x 100 x 6	9.33	100	6	2	11.66	27.20	114.46	15.72	3.13	50.17	10.03	2.07					
T 100 x 100 x 7	10.82	100	7	2	13.53	27.57	131.60	18.17	3.12	58.60	11.72	2.08					
T 100 x 100 x 8	12.30	100	8	2	15.38	27.94	148.24	20.57	3.10	67.06	13.41	2.09					
T 100 x 100 x 9	13.77	100	9	2	17.21	28.30	164.39	22.93	3.09	75.55	15.11	2.10					
T 100 x 100 x 10	15.21	100	10	2	19.02	28.67	180.06	25.24	3.08	84.08	16.82	2.10					
T 100 x 100 x 12	18.06	100	12	2	22.58	29.39	210.06	29.75	3.05	101.27	20.25	2.12					
T 110 x 110 x 6	10.29	110	6	2	12.86	29.70	153.56	19.12	3.46	66.74	12.13	2.28					
T 110 x 110 x 7	11.94	110	7	2	14.93	30.07	176.78	22.12	3.44	77.94	14.17	2.28					
T 110 x 110 x 8	13.58	110	8	2	16.98	30.44	199.38	25.06	3.43	89.17	16.21	2.29					
T 110 x 110 x 9	15.21	110	9	2	19.01	30.81	221.37	27.95	3.41	100.44	18.26	2.30					
T 110 x 110 x 10	16.81	110	10	2	21.02	31.17	242.78	30.80	3.40	111.75	20.32	2.31					
T 110 x 110 x 11	18.41	110	11	2	23.01	31.54	263.61	33.60	3.38	123.11	22.38	2.31					
T 110 x 110 x 12	19.98	110	12	2	24.98	31.90	283.90	36.35	3.37	134.51	24.46	2.32					
T 120 x 120 x 7	13.06	120	7	2	16.33	32.57	231.28	26.45	3.76	101.12	16.85	2.49					
T 120 x 120 x 8	14.86	120	8	2	18.58	32.94	261.12	29.99	3.75	115.68	19.28	2.50					
T 120 x 120 x 9	16.65	120	9	2	20.81	33.31	290.23	33.48	3.73	130.28	21.71	2.50					
T 120 x 120 x 10	18.41	120	10	2	23.02	33.68	318.62	36.91	3.72	144.92	24.15	2.51					
T 120 x 120 x 11	20.17	120	11	2	25.21	34.04	346.32	40.29	3.71	159.61	26.60	2.52					

\* Profiles are laser fused with full penetration, equivalent to hot rolled (r = laser seam).  
\* Profile sind Laser geschweisst Vollenbindung, gleichwertig zu warm gewalzt (r = Laser Naht).  
\* Profiles sont soudé laser avec pénétration complète, équivalent au laminé à chaud (r = cordon laser).

# T



## Equal flange tees Stainless steel

Dimensions and tolerance: in accordance with EN 10055  
Grade according to EN 10088-3: 1D  
Surface condition: blasted and pickled

## Gleichschenklige T-Profile Edelstahl Rostfrei

Abmessungen und Toleranzen: gemäß EN 10055  
Güte nach EN 10088-3: 1D  
Oberflächenbeschaffenheit: gestrahlt und gebeizt

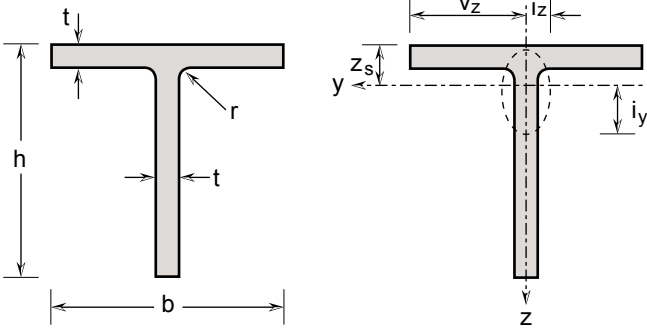
## Fers T à ailes égales Acier inoxydable

Dimensions et tolérances: conformes à la norme EN 10055  
Nuance selon EN 10088-3: 1D  
Etat de surface: sablé et décapé

Designation Bezeichnung Désignation		Dimensions Abmessungen Dimensions				Structural properties / Statische Kennwerte / Valeurs statiques						
		G kg/m	h = b mm	t mm	r* mm	A mm <sup>2</sup> x10 <sup>2</sup>	Position of axes y-y Lage der Achsen y-y Position des axes y-y	Axis y-y Achse y-y Axe y-y			Axis z-z Achse z-z Axe z-z	
						Z <sub>s</sub> mm	I <sub>y</sub> mm <sup>4</sup> x10 <sup>4</sup>	W <sub>el,y</sub> mm <sup>3</sup> x10 <sup>3</sup>	i <sub>y</sub> mm x10	I <sub>z</sub> mm <sup>4</sup> x10 <sup>4</sup>	W <sub>el,z</sub> mm <sup>3</sup> x10 <sup>3</sup>	i <sub>z</sub> mm x10
T 120 x 120 x 12	21.90	120	12	2	27.38	34.41	373.34	43.62	3.69	174.36	29.06	2.52
T 120 x 120 x 13	23.62	120	13	2	29.53	34.77	399.71	46.90	3.68	189.16	31.53	2.53
T 120 x 120 x 15	27.01	120	15	2	33.77	35.49	450.55	53.31	3.65	218.95	36.49	2.55
T 130 x 130 x 8	16.14	130	8	2	20.18	35.45	334.46	35.37	4.07	146.99	22.61	2.70
T 130 x 130 x 9	18.09	130	9	2	22.61	35.81	372.08	39.50	4.06	165.51	25.46	2.71
T 130 x 130 x 10	20.01	130	10	2	25.02	36.18	408.84	43.58	4.04	184.08	28.32	2.71
T 130 x 130 x 11	21.93	130	11	2	27.41	36.55	444.77	47.59	4.03	202.71	31.19	2.72
T 130 x 130 x 12	23.82	130	12	2	29.78	36.91	479.88	51.55	4.01	221.40	34.06	2.73
T 130 x 130 x 13	25.70	130	13	2	32.13	37.28	514.21	55.46	4.00	240.15	36.95	2.73
T 130 x 130 x 15	29.41	130	15	2	36.77	38.00	580.57	63.11	3.97	277.86	42.75	2.75
T 140 x 140 x 8	17.42	140	8	2	21.78	37.95	420.41	41.20	4.39	183.50	26.21	2.90
T 140 x 140 x 9	19.53	140	9	2	24.41	38.32	468.05	46.03	4.38	206.60	29.51	2.91
T 140 x 140 x 10	21.61	140	10	2	27.02	38.69	514.68	50.80	4.36	229.75	32.82	2.92
T 140 x 140 x 11	23.69	140	11	2	29.61	39.05	560.33	55.51	4.35	252.97	36.14	2.92
T 140 x 140 x 12	25.74	140	12	2	32.18	39.42	605.03	60.15	4.34	276.24	39.46	2.93
T 140 x 140 x 13	27.78	140	13	2	34.73	39.78	648.78	64.74	4.32	299.59	42.80	2.94
T 140 x 140 x 15	31.81	140	15	2	39.77	40.51	733.56	73.73	4.29	346.52	49.50	2.95
T 150 x 150 x 8	18.70	150	8	2	23.38	40.45	519.96	47.46	4.72	225.61	30.08	3.11
T 150 x 150 x 9	20.97	150	9	2	26.21	40.82	579.27	53.06	4.70	253.98	33.86	3.11
T 150 x 150 x 10	23.21	150	10	2	29.02	41.19	637.41	58.58	4.69	282.42	37.66	3.12
T 150 x 150 x 12	27.66	150	12	2	34.58	41.92	750.27	69.42	4.66	339.49	45.27	3.13
T 150 x 150 x 13	29.86	150	13	2	37.33	42.29	805.05	74.74	4.64	368.13	49.08	3.14
T 150 x 150 x 15	34.21	150	15	2	42.77	43.02	911.40	85.19	4.62	425.67	56.76	3.15
T 150 x 150 x 20	44.81	150	20	2	56.02	44.81	1159.75	110.26	4.55	571.17	76.16	3.19
T 160 x 160 x 10	24.81	160	10	2	31.02	43.69	778.26	66.91	5.01	342.58	42.82	3.32
T 160 x 160 x 12	29.58	160	12	2	36.98	44.43	917.12	79.35	4.98	411.73	51.47	3.34
T 160 x 160 x 13	31.94	160	13	2	39.93	44.79	984.64	85.47	4.97	446.43	55.80	3.34

\* Profiles are laser fused with full penetration, equivalent to hot rolled (r = laser seam).  
\* Profile sind Laser geschweisst Vollenbindung, gleichwertig zu warm gewalzt (r = Laser Naht).  
\* Profiles sont soudé laser avec pénétration complète, équivalent au laminé à chaud (r = cordon laser).

# T



## Equal flange tees Stainless steel

Dimensions and tolerance: in accordance with EN 10055  
Grade according to EN 10088-3: 1D  
Surface condition: blasted and pickled

## Gleichschenklige T-Profile Edelstahl Rostfrei

Abmessungen und Toleranzen: gemäß EN 10055  
Güte nach EN 10088-3: 1D  
Oberflächenbeschaffenheit: gestrahlt und gebeizt

## Fers T à ailes égales Acier inoxydable

Dimensions et tolérances: conformes à la norme EN 10055  
Nuance selon EN 10088-3: 1D  
Etat de surface: sablé et décapé

Designation Bezeichnung Désignation		Dimensions Abmessungen Dimensions				Structural properties / Statische Kennwerte / Valeurs statiques											
		h = b mm	t mm	r* mm	A mm <sup>2</sup> x10 <sup>2</sup>	Position of axes y-y Lage der Achsen y-y Position des axes y-y	Axis y-y Achse y-y Axe y-y			Axis z-z Achse z-z Axe z-z							
G kg/m	Z <sub>s</sub> mm	I <sub>y</sub> mm <sup>4</sup> x10 <sup>4</sup>	W <sub>el,y</sub> mm <sup>3</sup> x10 <sup>3</sup>	i <sub>y</sub> mm x10	I <sub>z</sub> mm <sup>4</sup> x10 <sup>4</sup>	W <sub>el,z</sub> mm <sup>3</sup> x10 <sup>3</sup>	i <sub>z</sub> mm x10										
T 160 x 160 x 15	36.61	160	15	2	45.77	45.52	1115.96	97.48	4.94	516.08	64.51	3.36					
T 160 x 160 x 20	48.01	160	20	2	60.02	47.33	1423.86	126.37	4.87	692.00	86.50	3.40					
T 180 x 180 x 10	28.01	180	10	2	35.02	48.70	1119.34	85.25	5.65	487.42	54.16	3.73					
T 180 x 180 x 12	33.42	180	12	2	41.78	49.43	1321.62	101.22	5.62	585.62	65.07	3.74					
T 180 x 180 x 13	36.10	180	13	2	45.13	49.80	1420.28	109.08	5.61	634.86	70.54	3.75					
T 180 x 180 x 15	41.41	180	15	2	51.77	50.53	1612.75	124.57	5.58	733.64	81.52	3.76					
T 180 x 180 x 20	54.41	180	20	2	68.02	52.34	2067.08	161.93	5.51	982.67	109.19	3.80					
T 200 x 200 x 10	31.21	200	10	2	39.02	53.70	1547.93	105.80	6.30	668.25	66.83	4.14					
T 200 x 200 x 12	37.26	200	12	2	46.58	54.44	1830.54	125.76	6.27	802.71	80.27	4.15					
T 200 x 200 x 13	40.26	200	13	2	50.33	54.81	1968.70	135.59	6.25	870.09	87.01	4.16					
T 200 x 200 x 15	46.21	200	15	2	57.77	55.54	2238.91	154.98	6.23	1005.20	100.52	4.17					
T 200 x 200 x 20	60.81	200	20	2	76.02	57.36	2880.30	201.93	6.16	1345.34	134.53	4.21					
T 250 x 250 x 10	39.21	250	10	2	49.02	66.20	3067.88	166.92	7.91	1304.08	104.33	5.16					
T 250 x 250 x 12	46.86	250	12	2	58.58	66.95	3638.35	198.76	7.88	1565.93	125.27	5.17					
T 250 x 250 x 13	50.66	250	13	2	63.33	67.32	3918.50	214.50	7.87	1697.05	135.76	5.18					
T 250 x 250 x 15	58.21	250	15	2	72.77	68.05	4468.82	245.61	7.84	1959.74	156.78	5.19					
T 250 x 250 x 20	76.81	250	20	2	96.02	69.89	5788.41	321.38	7.76	2619.50	209.56	5.22					
T 300 x 300 x 10	47.21	300	10	2	59.02	78.71	5353.51	241.92	9.52	2252.42	150.16	6.18					
T 300 x 300 x 12	56.46	300	12	2	70.58	79.45	6361.23	288.43	9.49	2704.15	180.28	6.19					
T 300 x 300 x 13	61.06	300	13	2	76.33	79.82	6857.57	311.46	9.48	2930.26	195.35	6.20					
T 300 x 300 x 15	70.21	300	15	2	87.77	80.56	7835.50	357.07	9.45	3383.02	225.53	6.21					
T 300 x 300 x 20	92.81	300	20	2	116.02	82.40	10196.57	468.60	9.37	4518.67	301.24	6.24					

- \* Profiles are laser fused with full penetration, equivalent to hot rolled (r = laser seam).
- \* Profile sind Laser geschweisst mit Vollenbindung, gleichwertig zu warm gewalzt (r = Laser Naht).
- \* Profiles sont soudé laser avec pénétration complète, équivalent au laminé à chaud (r = cordon laser).